

## Rat Grimace Scale (RGS) Instructions

### **Orbital Tightening:**

		
0	1	2
Not present	Moderate	Obvious


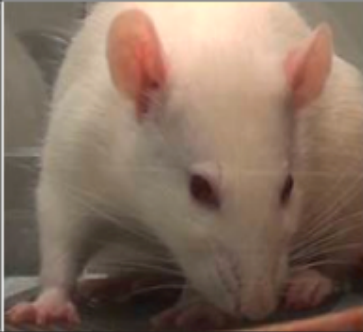

A narrowing of the orbital area, a tightly closed eyelid, or an eye squeeze. An eye squeeze is defined as the orbital muscles around the eyes being contracted. A wrinkle may be visible around the eye.

### **Cheek/Nose Flattening:**

		
0	1	2
Not present	Moderate	Obvious

A lack of bulge on top of the nose (i.e., a flattening of the nose). The bridge of the nose flattens and elongates, causing the whisker pads to flatten. At this time the crease between the pads and the cheek is no longer present.

### **Ear Position:**

		
0	1	2
Not present	Moderate	Obvious

Normal ears are perpendicular to the head, face forward, angled slightly backward & are rounded. In pain, the ears tend to fold, curl inwards & angled forward resulting in a “pointed” shape. The space between the ears appears wider relative to baseline.

**Whisker Position:**

A white rat with its whiskers in a normal, relaxed, drooping position.	A white rat with its whiskers angled back along the head.	A white rat with its whiskers bunched and directed away from the face.
0	1	2
Not present	Moderate	Obvious

Normal whiskers are relaxed drooping slightly downwards. As pain progresses, tension in the pads increases angling the whiskers back along the head. The whisker pad contracts causing the whiskers to bunch directing away from the face.