


Mouse Grimace Scale (MGS) Instructions

Orbital Tightening:

		
0	1	2
Not present	Moderate	Severe




A narrowing of the orbital area, a tightly closed eyelid, or an eye squeeze. An eye squeeze is defined as the orbital muscles around the eyes being contracted. A wrinkle may be visible around the eye.

Nose Bulge:

		
0	1	2
Not present	Moderate	Severe

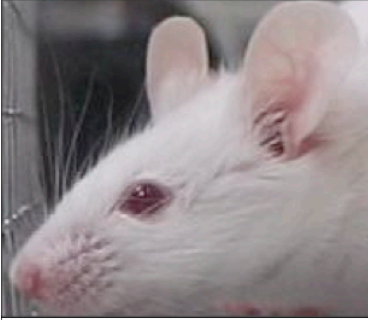
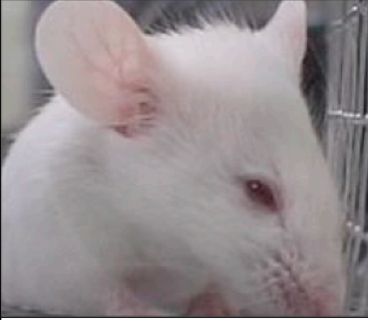
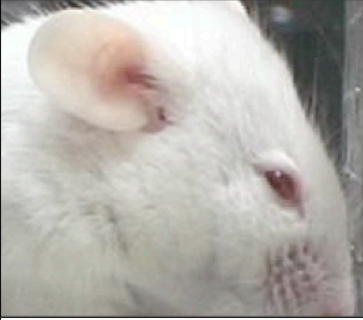
A bulge on top of the nose. Skin & muscles around the nose are contracted creating a rounded extension of skin visible on the bridge of the nose. Vertical wrinkles down the side of the nose from the bridge may also be seen.

Cheek Bulge:

		
0	1	2
Not present	Moderate	Severe

The cheek muscle is contracted & extended relative to the baseline condition, appearing convex from its neutral position. The cheek is directly below the eye & extends to the start of the whiskers.

Ear Position:

		
0	1	2
Not present	Moderate	Severe

Ears pulled back from baseline position, or laid flat against the head. Baseline ears are roughly perpendicular to the head & directed forward. In pain, ears rotate outwards and/or back, away from the face. Space between the ears increases.

Whisker Position:

		
0	1	2
Not present	Moderate	Severe

Whiskers moved from the baseline position by either being pulled back to lay flat against the cheek or pulled forward as if to be "standing on end". They can also clump together compared to baseline when they are fairly evenly spaced.